

# 3630

## CARRIAGE HOUSE COLLECTION



Shown with optional decorative hardware.

### **Grooved Panel Residential Garage Door**

2" thick insulated sandwich panel constructed of top quality materials, highly detailed grooved panel embossment, deep pebblegrain texture and two coat prefinished paint system all combine to enhance the beauty of your home.

#### **MODELS**

**3630 Insulated - R value: 10.25**

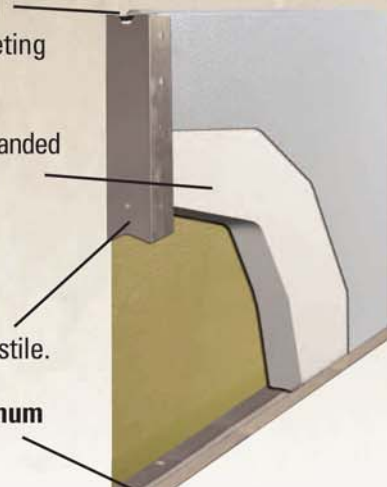
**doorLink**  
Manufacturing, Inc.®

# 3630 CARRIAGE HOUSE COLLECTION


## Features:

- **Sandwich type construction** with CFC free expanded polystyrene insulation pressure bonded between two sheets of 26 gauge hot dipped galvanized steel with a 10.25 R value.
- **1.0 mil paint system** includes .25 mil rust inhibiting primer and .75 mil exterior top coat that resists fading and chalking while providing consistent color from panel to panel.
- **20 gauge** hot dipped galvanized steel hinge plates run the full height of each section at all hinge locations to facilitate the attachment of hinges, handles, struts and step plates.
- **Rigid aluminum retainer** provides added strength while securing replaceable U-shaped bottom weatherstrip.
- doorLink™ designs are protected by US patent #D487521
- Sections include **tongue and groove** meeting rails for superior strength and better sealing against wind, rain and snow.

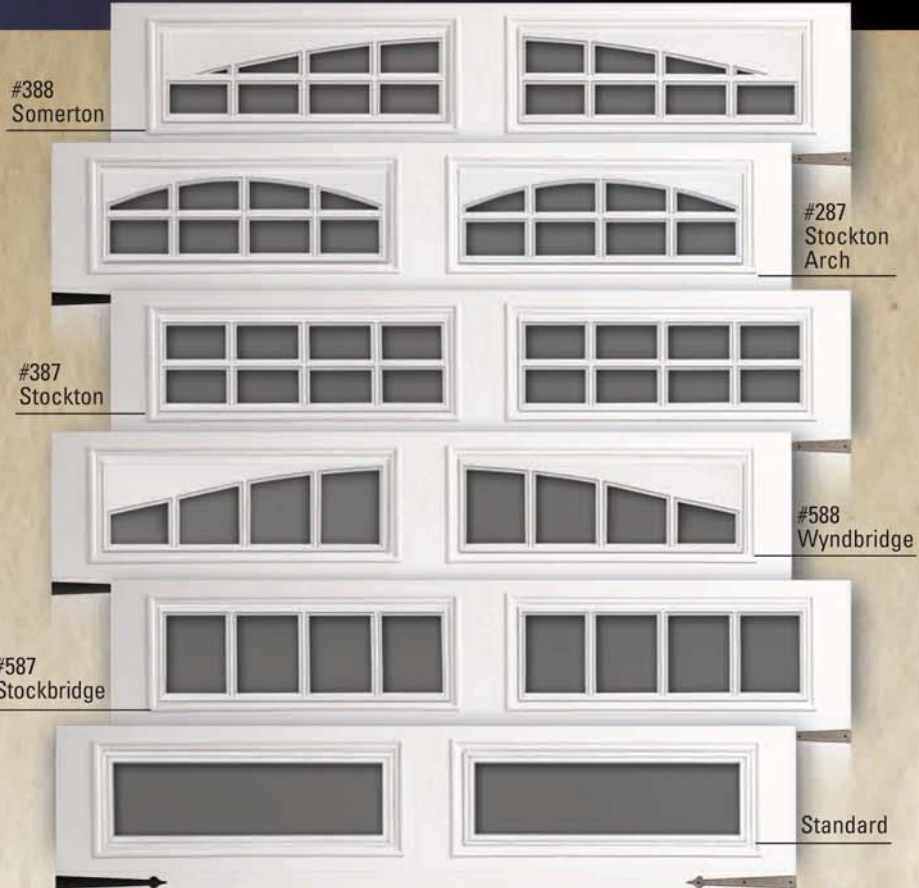
## Cut-away view:

- Tongue and groove meeting rails.
  - CFC free expanded polystyrene insulation.
  - 20 gauge hot dipped galvanized stile.
  - Rigid aluminum retainer
- 

## Colors Available:



Brochure color may vary from actual product.



## Sizes Available:

DOOR WIDTH	GROOVED PANELS
8', 9', 10'	
12', 14', 15'	
16', 17', 18'	

HEIGHTS AVAILABLE: 6'6", 6'9", 7'0", 7'6", 7'9", 8'0"

## Authorized Dealer:

Garage Door Doctor  
 Charlotte (704) 858-4040  
 Raleigh (919) 485-9292  
[info@mygaragedoordoctor.com](mailto:info@mygaragedoordoctor.com)

